

# HÄFFELE




APPLIANCES 2020-2021

# HÄFELE - WHERE TRUST WAS BUILT FROM COMPETENCE.

Häfele is an internationally organized family owned and operated business with headquarters in Nagold, Germany. It was founded in 1923 and today serves the furniture industry, architects, planners, cabinet makers/joiners as well as dealers in over 150 countries around the world with furniture fittings and architectural hardware as well as electronic access control systems. Häfele Philippines, Inc. opened its first office in Pasig City and Cebu in 1995, introducing German quality hardware fittings to the local furniture and construction industry. Since then, our market has grown steadily as we partnered with dealers, and supplied major hardware depots across the country to cater to end-consumers. Our brand now signifies durable and innovative products that are trusted not only by builders, architects, and designers, but by homeowners as well.

Appliances are, without doubts, an indispensable part of your kitchen. That's why Häfele's kitchen appliances come with a variety of sizes, shapes, and finishes so you can easily choose the one that best suits your needs. They are also made with energy efficiency, enabling you to live a more sustainable life.


## Contents



Hob



Freestanding  
Cooker



Oven



Hood



Refrigerator



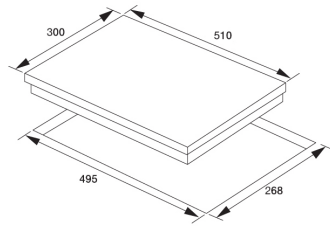
Washing Machine/  
Washer & Dryer

# Kitchen Appliances, Hob

---



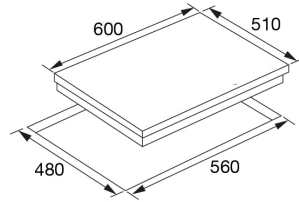
## 2 burner Gas Hob with Knob Control



- Features: Front control knobs  
Flame failure safety device  
Cast iron pan support  
Automatic electric ignition
- Burners: 1 x Rapid burner (2.9 kW)  
1 x Semi-rapid burner (1.7 kW)
- Materials: Tempered glass
- Cut out size: 268 mm x 495 mm

Dimensions	Cat. No.
300 mm x 510 mm	536.06.030

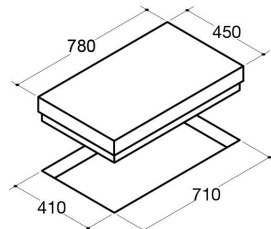
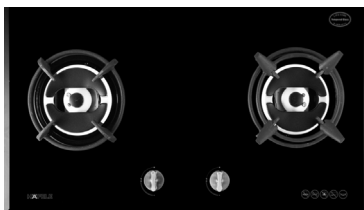
## 3 burner Gas Hob and 1 zone Electric Hotplate with Knob Control



- Features: Front control knobs  
Flame failure safety device  
Cast iron pan support  
Automatic electric ignition
- Burners: 1 x Electric hotplate (1.5 kW)  
1 x Triple ring burner (3.2 kW)  
1 x Semi rapid burner (1.7 kW)  
1 x Auxiliary burner (1.0 kW)
- Materials: Tempered glass
- Cut out size: 560 mm x 480 mm

Dimensions	Cat. No.
600 mm x 510 mm	536.06.611

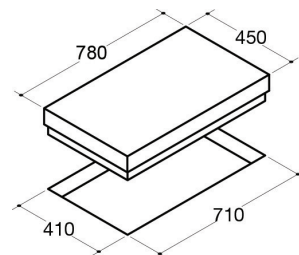

## 2 burner Gas Hob with Knob Control



- Features: Front control knobs  
Flame failure safety device  
Cast iron pan support  
Automatic electric ignition
- Burners: 2 x Triple ring burner (4.5kW)
- Materials: Tempered glass
- Cut out size: 710 mm x 410 mm

Dimensions	Cat. No.
780 mm x 450 mm x 115 mm	536.06.005

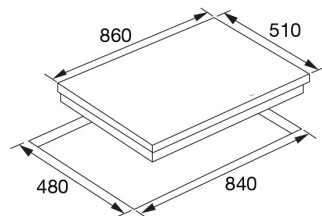
## 3 burner Gas Hob with Knob Control



- Features: Front control knobs  
Flame failure safety device  
Cast iron pan support  
Automatic electric ignition
- Burners: 2 x Triple ring burner (4.5 kW)  
1 x Semi-rapid burner (1.7 kW)
- Materials: Tempered glass
- Cut out size: 710 mm x 410 mm

Dimensions	Cat. No.
780 mm x 450 mm x 115 mm	536.06.015

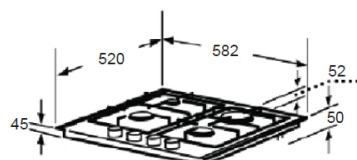
## 5 Gas Burner Hob with Knob Control



- Features: Front control knobs  
Flame failure safety device  
Cast iron pan support  
Automatic electric ignition
- Burners: 1 x Rapid burner (2.8kW)  
1 x Triple ring burner (3.2kW)  
2 x Semi rapid burner (1.7kW)  
1 x Auxiliary burner (1.0kW)
- Materials: Tempered glass
- Cut out size: 840 mm x 480 mm

Dimensions	Cat. No.
860 mm x 510 mm	536.06.647

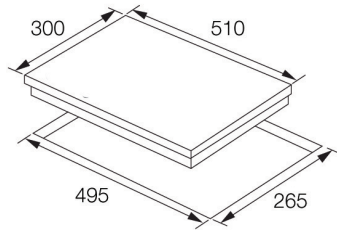
## Table Top Cooker 4 Gas Burner, Black



- Features: Front control knobs  
Flame failure safety device  
Enamel pan support  
Automatic electric ignition
- Burners: 1 x Rapid burner (2.7kW)  
2 x Semi rapid burner (1.7kW)  
1 x Auxiliary burner (1.0kW)
- Materials: Enamel coated Stainless steel
- Gas Type: LPG G330-30mbar

Dimensions	Cat. No.
582 mm x 520 mm x 50 mm	533.02.060

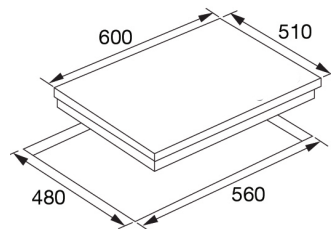
2 burner Gas Hob with Knob Control



- Features: Front control knobs  
Flame failure safety device  
Cast iron pan support  
Automatic electric ignition
- Burners: 1 x Front burner (1.75kW)  
1 x Rear burner (3.2kW)
- Materials: Stainless steel
- Cut out size: 265 mm x 495 mm

Dimensions	Cat. No.
300 mm x 510 mm x 112 mm	533.02.314

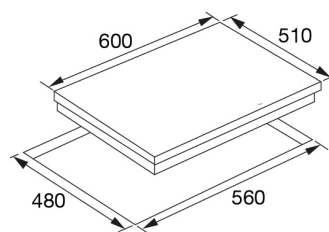
3 burner Gas Hob and 1 zone  
Electric Hotplate with Knob Control



- Features: Front control knobs  
Flame failure safety device  
Cast iron pan support  
Automatic electric ignition
- Burners: 1 x Electric hotplate (1.5kW)  
1 x Triple ring burner (3.2kW)  
1 x Semi rapid burner (1.7kW)  
1 x Auxiliary burner (1.0kW)
- Materials: Stainless steel
- Cut out size: 560 mm x 480 mm

Dimensions	Cat. No.
600 mm x 510 mm	536.06.521

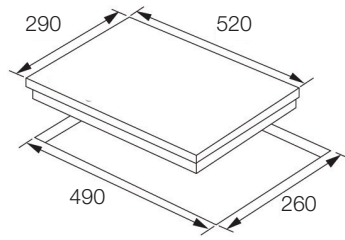
4 burner Gas Hob with Knob Control



- Features: Front control knobs  
Flame failure safety device  
Cast iron pan support  
Automatic electric ignition
- Burners: 1 x Triple ring burner (3.2kW)  
2 x Semi rapid burner (1.7kW)  
1 x Auxiliary burner (1.0kW)
- Materials: Stainless steel
- Cut out size: 560 mm x 480 mm

Dimensions	Cat. No.
600 mm x 510 mm x 50 mm	536.06.631

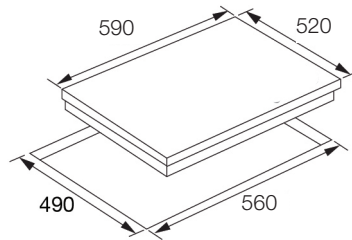

## 2 Zone Ceramic Hob with Touch Control



- Features: Sensor touch control  
9 Power levels  
Light indicator
- Burners: 1 x Radiant zone (1.8kW)  
1 x Radiant zone (1.2kW)
- Materials: Ceramic Glass Top
- Total power Consumption: 3000 Watts
- Cut out: 260 mm x 490 mm

Dimensions	Cat. No.
290 mm x 520 mm x 67 mm	538.06.490

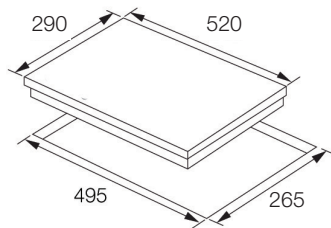
## 4 Zone Ceramic Electric Hob with Touch control



- Features: Sensor Touch Control  
7 Power levels  
Light indicator
- Burners: 2 x Radiant zone (1.8kW)  
2 x Radiant zone (1.2kW)
- Materials: Ceramic Glass Top
- Total power consumption: 6000 Watts
- Cut out: 560 mm x 490 mm

Dimensions	Cat. No.
590 mm x 520 mm x 65 mm	538.06.221

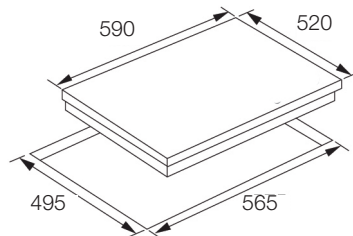
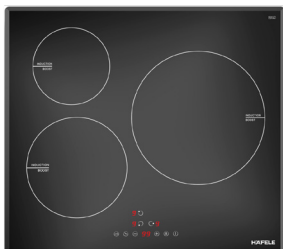
## 2 zone Induction Hob with Touch Control



- Features: Sensor touch control  
9 Power levels  
Automatic pan recognition  
Residual heat indicator
- Burners: 1 x Induction zone (2.3kW)  
1 x Induction zone (1.5kW)
- Materials: Ceramic Glass Top
- Total power Consumption: 3800 Watts
- Cut out: 265 mm x 495 mm

Dimensions	Cat. No.
290 mm x 520 mm x 68.5 mm	538.06.480

## 3 zone Induction Hob with Touch Control



- Features: Sensor touch control  
9 Power levels  
Automatic pan recognition  
Residual heat indicator
- Burners: 1 x Induction zone (2.3-2.6kW)  
1 x Induction zone (1.2-1.5kW)  
1 x Induction zone (2.3-3.0kW)
- Materials: Ceramic Glass Top
- Total power consumption: 7100 Watts
- Cut out: 565 mm x 495 mm

Dimensions	Cat. No.
590 mm x 520 mm x 68.5 mm	495.06.109

# Kitchen Appliances, Freestanding Cooker

---



50 cm Freestanding Cooker, 4 Multi-gas burners and 54L Gas oven



- Features:
- Hob:
  - 4 Multi-gas burner (Euro type pool)
  - 1 x Rapid burner (2.5kW)
  - 2 x Semi rapid burner (1.7kW)
  - 1 x Auxiliary burner (0.9kW)
  - Flame failure safety device
  - Enamel pan support
  - Automatic electric ignition
  - Glass top lid
  - Heat resistant control knobs
- Oven:
  - 54L Volume capacity
  - Bottom gas burner (2.2kW)
  - Double fixed glass oven door
  - Knauf insulation
  - Oven lamp
  - Mechanical Timer
- Material:
  - Inox Stainless steel with glass
- Supplied with:
  - Matte pan support and burner caps
  - 1 x Oven Baking tray
  - 1 x Oven Chrome grid
  - Instruction manual

Dimensions	Cat. No.
500 mm x 600 mm x 850 mm	533.02.450

50 cm Freestanding Cooker, 3 Multi-gas burners with 1 Electric Hotplate and 54L Gas oven



- Features:
- Hob:
  - 3 Multi-gas burner with 1 Hotplate (Euro type pool)
  - 1 x Rapid burner (2.5kW)
  - 1 x Semi rapid burner (1.7kW)
  - 1 x Auxiliary burner (0.9kW)
  - 1 x Electric Hotplate (1.0kW)
  - Flame failure safety device
  - Enamel pan support
  - Automatic electric ignition
  - Glass top lid
  - Heat resistant control knobs
- Oven:
  - 54L Volume capacity
  - Bottom gas burner (2.2kW)
  - Double fixed glass oven door
  - Knauf insulation
  - Oven lamp
  - Mechanical Timer
- Material:
  - Inox Stainless steel with glass
- Supplied with:
  - Matte pan support and burner caps
  - 1 x Oven Baking tray
  - 1 x Oven Chrome grid
  - Instruction manual

Dimensions	Cat. No.
500 mm x 600 mm x 850 mm	533.02.460



60 cm Freestanding Cooker, 4 Multi-gas burners and 64L Gas oven



- Features:
- Hob:
  - 4 Multi-gas burner (Euro type pool)
  - 1 x Rapid burner (2.5kW)
  - 2 x Semi rapid burner (1.7kW)
  - 1 x Auxiliary burner (0.9kW)
  - Flame failure safety device
  - Enamel pan support
  - Automatic electric ignition
  - Glass top lid
  - Heat resistant control knobs
- Oven:
  - 54L Volume capacity
  - Bottom gas burner (2.2kW)
  - Gas Grill
  - Double fixed glass oven door
  - Knauf insulation
  - Oven lamp
  - Mechanical Timer
- Material:
  - Inox Stainless steel with glass
- Supplied with:
  - Matte pan support and burner caps
  - 1 x Oven Baking tray
  - 1 x Oven Chrome grid
  - Instruction manual

Dimensions	Cat. No.
600 mm x 600 mm x 850 mm	533.02.470

60 cm Freestanding Cooker, 3 Multi-gas burners with 1 Electric Hotplate and 64L Gas oven



- Features:
- Hob:
  - 3 Multi-gas burner with 1 Hotplate (Euro type pool)
  - 1 x Rapid burner (2.5kW)
  - 1 x Semi rapid burner (1.7kW)
  - 1 x Auxiliary burner (0.9kW)
  - 1 x Electric Hotplate (1.0kW)
  - Flame failure safety device
  - Enamel pan support
  - Automatic electric ignition
  - Glass top lid
  - Heat resistant control knobs
- Oven:
  - 64L Volume capacity
  - Bottom gas burner (2.2kW)
  - Gas Grill
  - Double removable glass oven door
  - Knauf insulation
  - Oven lamp
  - Mechanical Timer
- Material:
  - Inox Stainless steel with glass
- Supplied with:
  - Matte pan support and burner caps
  - 1 x Oven Baking tray
  - 1 x Oven Chrome grid
  - Instruction manual

Dimensions	Cat. No.
600 mm x 600 mm x 850 mm	533.02.480

60 cm Freestanding Cooker, 4 Electric Hotplate and 64L Electric oven



- Features:
- Hob:
  - 4 Electric Hotplate
  - 2 x Electric Hotplate (1.5kW)
  - 2 x Electric Hotplate (1.0kW)
  - Glass top lid
  - Heat resistant control knobs
- Oven:
  - 64L Volume capacity
  - Top and Bottom Heating
  - Upper Heating (0.85kW)
  - Bottom Heating (1.30kW)
  - Double removable glass oven door
  - Knauf insulation
  - Oven lamp
  - Thermostat Mechanical Timer
- Material:
  - Inox Stainless steel with glass
- Supplied with:
  - Matte pan support and burner caps
  - 1 x Oven Baking tray
  - 1 x Oven Chrome grid
  - Instruction manual

Dimensions	Cat. No.
600 mm x 600 mm x 850 mm	533.02.490

50 cm Freestanding Cooker, 3 Multi-gas burners with 1 Electric Hotplate and 52L Gas oven



- Features:
- Hob:
  - 3 Multi-gas burner with 1 Hotplate (Euro type pool)
  - 1 x Rapid burner (2.5kW)
  - 1 x Semi rapid burner (1.7kW)
  - 1 x Auxiliary burner (0.9kW)
  - 1 x Electric Hotplate (1.0kW)
  - Cast iron pan support
  - Push button ignition
  - Glass top lid
  - Heat resistant control knobs
- Oven
  - 52L Volume capacity
  - Bottom gas burner (2.2kW)
  - Gas grill
  - Thermostat
  - Turnspit (Rotisserie)
  - Double fixed glass oven door
  - Knauf insulation
  - Flame failure safety device
  - Oven lamp
  - Mechanical Timer
- Material:
  - Inox Stainless steel top and full black body with glass
- Supplied with:
  - Cast iron pan support and burner caps
  - 1 x Oven Baking tray
  - 1 x Oven Chrome grid
  - Instruction manual

Dimensions	Cat. No.
500 mm x 600 mm x 850 mm	533.02.380

- Features:
- Hob:
  - 3 Multi-gas burner with 1 Hotplate (Euro type pool)
  - 1 x Rapid burner (2.5kW)
  - 1 x Semi rapid burner (1.7kW)
  - 1 x Auxiliary burner (0.9kW)
  - 1 x Electric Hotplate (1.0kW)
  - Smart Timer for Semi rapid burner
  - Automatically turns off gas after the set time
  - Cast iron pan support
  - Automatic electric ignition
  - Glass top lid
  - Heat resistant control knobs
- Oven:
  - 64L Volume capacity
  - Top and Bottom Heating
  - Upper Heating (0.9kW)
  - Bottom Heating (1.3kW)
  - Turnspit (Chicken Rotisserie)
  - Electric Grill
  - Double removable glass oven door
  - Knauf insulation
  - Oven lamp
  - Digital Timer
- Material:
  - Inox Stainless steel with glass
- Supplied with:
  - Cast iron pan support and burner caps
  - 1 x Oven Baking tray
  - 1 x Oven Chrome grid
  - Instruction manual

Dimensions	Cat. No.
600 mm x 600 mm x 850 mm	533.02.420



**SMART GAS BURNER  
(TIMER WITH CUT - OFF FUNCTION):**

With this feature, you can adjust the time for the ending of cooking (0-90 minutes) and you can go whenever you want!



# Kitchen Appliances, Hood

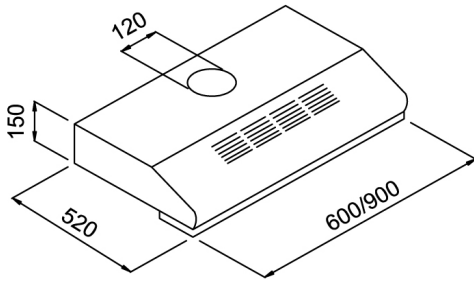
---

---

**HÄFELE**



Under cabinet mounted, Hood N3



- Features: 2 x 2.5 LED bulb  
Anodized aluminum filter panels  
Push button  
3 Speed levels
- Suction power: 500 m<sup>3</sup>/h
- Acoustic Pressure: 61 dbA
- Acoustic Power: 71 dbA
- Material: Stainless steel
- Installation: Under cabinet mounted
- Type: Ventilation through ducting outside and circulation system with carbon filters\*
- Dimensions: Width: 600 mm  
Depth: 520 mm  
Height: 150 mm

Description	Cat. No.
N3 Stainless Steel 60 cm	539.82.102
N3 Stainless Steel 90 cm	539.82.103
N3 White 60 cm	539.82.112

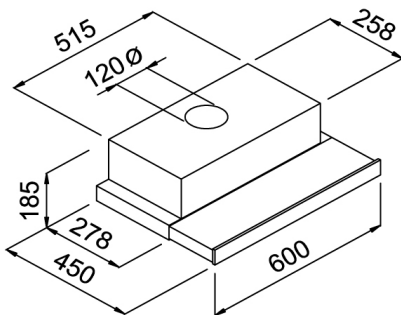
\*1 piece Round Carbon filter 500.30.982 not included

- Suction power: 300 m<sup>3</sup>/h

Description	Cat. No.
N3 Stainless Steel 60 cm, 1 motor	539.82.172

\*1 piece Round Carbon filter 500.30.982 not included

Built-in Telescopic cabinet mounted, Hood S4

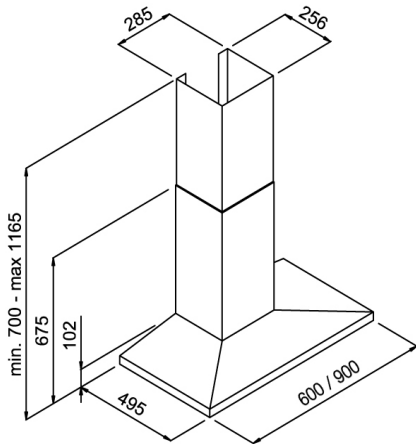


- Features: 2 x 2.5 LED bulb  
Anodized aluminum filter panels  
Slider switch  
3 Speed levels
- Suction power: 500 m<sup>3</sup>/h
- Acoustic Pressure: 60 dbA
- Acoustic Power: 64 dbA
- Material: Stainless steel
- Installation: Cabinet mounted
- Type: Ventilation through ducting outside and circulation system with carbon filters\*
- Dimensions: Width: 600 mm  
Depth: 281 – 430 mm  
Height: 175 mm

Description	Cat. No.
S4 Stainless Steel 60 cm	539.82.081

\*2 piece Round Carbon filter 500.30.982 not included

## Wall Mounted Chimney, Hood Lion

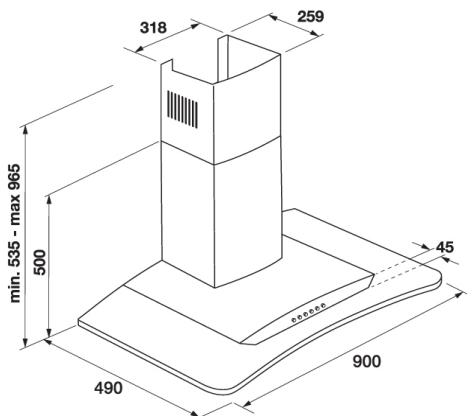


- Features: 2 X 20 W Incandescent bulb  
Anodized aluminum filter panels  
Push button  
3 Speed levels
- Suction power: 650 m<sup>3</sup>/h
- Acoustic Pressure: 50 dbA
- Acoustic Power: 67 dbA
- Material: Stainless steel
- Installation: Wall mounted
- Type: Ventilation through ducting outside and circulation system with carbon filters\*
- Dimensions: Width: 600 mm / 900 mm  
Depth: 495 mm  
Height: min. 700 – max. 1185 mm

Description	Cat. No.
Stainless steel 60 cm	500.30.312
Stainless steel 90 cm	500.30.313

\*2 pieces Round Carbon filter 500.30.983 included

## Wall Mounted Chimney, Hood Lux Twin

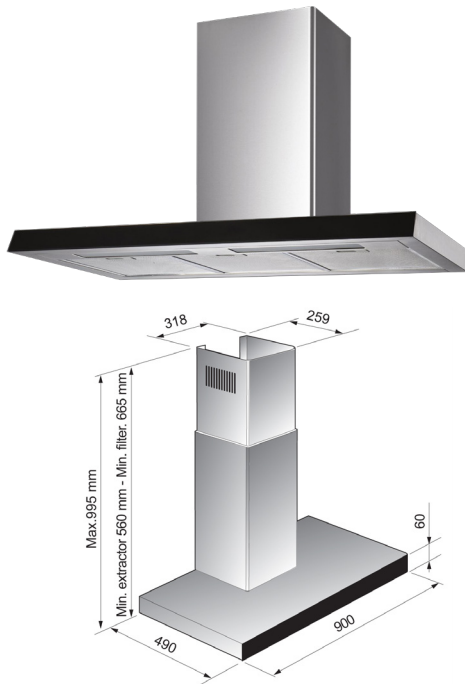


- Features: 2 X 20 W Halogen bulb  
Anodized aluminum filter panels  
Push button  
3 Speed levels
- Suction power: 650 m<sup>3</sup>/h
- Acoustic Pressure: 53 dbA
- Acoustic Power: 66 dbA
- Material: Stainless steel with glass
- Installation: Wall mounted
- Type: Ventilation through ducting outside and circulation system with carbon filters\*
- Dimensions: Width: 900 mm  
Depth: 490 mm  
Height: min. 535 – max. 965 mm

Description	Cat. No.
Stainless steel with glass 90 cm	500.30.323

\*2 pieces Round Carbon filter 500.30.983 included

Wall Mounted Chimney Hood Shark

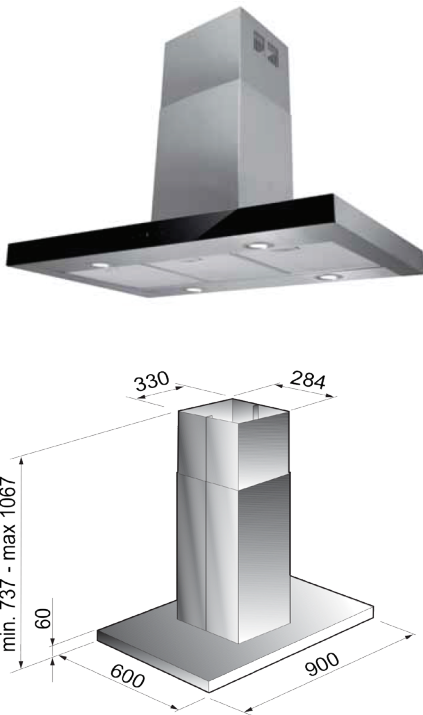


- Features: 2 X 20 W Halogen bulb  
Anodized aluminum filter panels  
Push button  
3 Speed levels
- Suction power: 650 m<sup>3</sup>/h
- Acoustic Pressure: 53 dbA
- Acoustic Power: 63 dbA
- Material: Stainless steel
- Installation: Wall mounted
- Type: Ventilation through ducting outside and circulation system with carbon filters\*
- Dimensions: Width: 900 mm  
Depth: 485 mm  
Height: min. 602 – max. 1039 mm

Description	Cat. No.
Stainless Steel, Black with glass 90 cm	539.82.263

\*2 pieces Round Carbon filter 500.30.982 included

Ceiling Mounted Chimney Hood 90cm



- Features: 4 X 1 W LED bulb  
Anodized aluminum filter panels  
Touch control  
3+1 Speed levels
- Suction power: 720 m<sup>3</sup>/h
- Acoustic Pressure: 53 dbA
- Acoustic Power: 66 dbA
- Material: Inox Stainless steel with black glass
- Installation: Ceiling mounted
- Type: Ventilation through ducting outside and circulation system with carbon filters\*
- Dimensions: Width: 900 mm  
Depth: 600 mm  
Height: min. 737 – max. 10676 mm

Description	Cat. No.
Stainless Steel, Black with glass 90 cm	537.82.703

\*2 pieces Round Carbon filter 500.30.982 included

Rectangular Carbon Filter



Description	Cat. No.
248 x 92 mm	500.30.984

Round Carbon Filter



Description	Cat. No.
Ø 140 mm	532.82.955
Ø 148 mm	500.30.983
Ø 190 mm	500.30.982

# Kitchen Appliances, Refrigerator and Mini-Ref

---





Side By Side Refrigerator

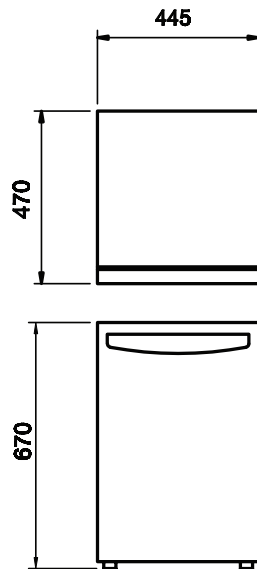


- Features: No Frost, Inverter Type  
Electronic temperature control  
External LED Touch Control Display  
and stylish LED interior light  
55/45 Door Split (fridge and freezer)  
Supercooling and Super freezing, Eco  
mode and Smart Mode  
Door Alarm  
Anti-bacteria
- Fridge: 4 x Spill-free adjustable tempered  
glass shelves  
1 x Vegetable crisper drawer with cover  
3 x Fridge door balconies  
1 x Butter and cheese compartment
- Freezer: 4 x Spill-free glass shelves  
1 x Slide freezer drawer  
4 x Freezer door balconies
- Material: Stainless steel, Metal Door Panel  
Recessed handle
- Climate type: T
- Noise level: 43 dbA
- Total gross capacity: 563 Liters / 19.88 cu ft.
- Total net capacity: 521 Liters / 18.40 cu ft.
- Dimensions: Width: 905 mm  
Depth: 670 mm  
Height: 1770 mm

Dimensions	Cat. No.
905 mm x 670 mm x 1770 mm	534.14.070



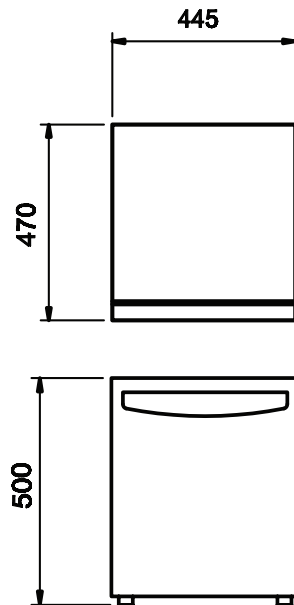
Mini Ref 80L



- Features: Equipped with push button for semi-automatic defrosting system  
9 Liters freezer compartment  
Adjustable thermostat for automatic Temperature control  
Reversible door opening
- Material/Color: White
- Capacity: 80 Liters
- Dimensions: Width: 470 mm  
Depth: 660 mm  
Height: 870 mm

Dimensions	Cat. No.
445 mm x 470 mm x 870 mm	538.11.710

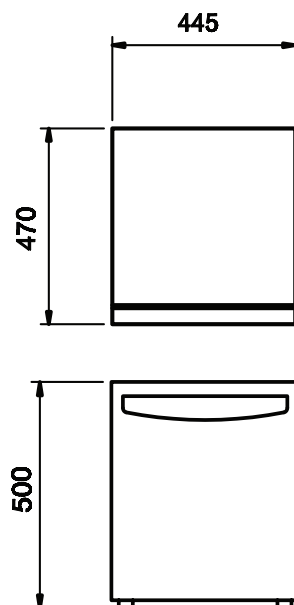
Mini Ref 50L



- Features: With lock and Ice tray
- Material / Color: Steel / White
- Capacity: 50 Liters
- Dimensions: Width: 440 mm  
Depth: 460 mm  
Height: 501 mm

Dimensions	Cat. No.
440 mm x 460 mm x 501 mm	538.11.700

Mini Ref 50L



- Features: With lock and Ice tray
- Material/Color: Steel / Black
- Capacity: 50 Liters
- Dimensions: Width: 440 mm  
Depth: 460 mm  
Height: 501 mm

Dimensions	Cat. No.
440 mm x 460 mm x 501 mm	538.12.000

# Kitchen Appliances, Washer and Dryer

---



Washer 8kg and Dryer 4kg



- Features:
  - >16 Programs (Cotton Eco, Cotton, 1 Hour Wash and Dry, Synthetic, Baby Care, Sport wear, Jeans, Mix, Colors, Quick, Delicate, Wool, Rinse and Spin, Dry only, Spin only, My cycle.

>10 Additional options (Speed wash, Extra wash, Extra rinse, Pre wash, Less iron, Delay, Reload, Child lock, Spin speed and Temperature selection)

- Washing and Spinning capacity: 8 kg
- Drying capacity: 4 kg
- Max. Spin speed: 1400 rpm
- Material / Color: Steel / White
- Inner tub volume: 53.6 Liters
- Power consumption: 2000 Watts
- Dimensions:
  - Width: 595 mm
  - Depth: 565 mm
  - Height: 850 mm

Dimensions	Cat. No.
595 mm x 565 mm x 850 mm	538.91.060

# Häfele After Sales Service



Landline: 8842-3353

Direct line: 5713692

Telefax: 5713699



# Häfele Brochures


Stock Catalogue



The Essentials




DIY Catalog




The Ä Hotel



Flap fittings




Glass Door Fittings




Loox LED Lighting



Alutec



Movable Wall Systems



Stock Catalogue



Locking System



#### Imprint

This catalog is only intended for use by the recipient.  
It remains in all respects the property of Häfele.

Reproductions of this catalog in whole or in part, the copying or imitation of any illustrations, and the imitation of the layout are strictly prohibited.

The technical descriptions and dimensions in this catalog, also those with the photographs and drawings, are not binding. We reserve the right to make design improvements.

All dimensions in mm, unless stated otherwise.

We bear no liability to any misprints or other errors that might occur during the production of the catalog.

All deliveries are subject to Häfele's conditions of sale, delivery and payment, which can be inspected at [www.hafele.com](http://www.hafele.com).

#### Picture credits

Thanks to all the suppliers who support us and provided the pictures used in this catalog.

March 2020

© Copyright by Häfele Philippines Inc.

All rights reserved

**HÄFELE**

Copyright by Häfele Philippines Inc.  
All Rights Reserved 2020  
Printed in the Philippines